



**QUARTERLY PHYSICAL REPORT OF OPERATION**  
As of September 30, 2024


Department : Department of Science and Technology (DOST)  
 Agency/Entity : Philippine Council for Agriculture, Aquatic and Natural Resources Research and Development  
 Operating Unit : < not applicable >  
 Organization Code (UACS) : 19 011 0000000

Particulars	UACS CODE	Physical Target (Budget Year)					Physical Accomplishment (Budget Year)					Variance as of September 30, 2024	Remarks
		1st Quarter	2nd Quarter	3rd Quarter	4th Quarter	Total	1st Quarter	2nd Quarter	3rd Quarter	4th Quarter	Total		
1	2	3	4	5	6	7	8	9	10	11	12	13	14
<b>NATIONAL AANR SECTOR R&amp;D PROGRAM</b>													
UU : Increased benefits to Filipinos from science-based know-how and tools for agricultural productivity in the Agriculture, Aquatic and Natural Resources (AANR) sectors													
Outcome Indicator(s)													
1. Percentage of priorities in the Harmonized National R&D Agenda (HNRDA) addressed	3101000000000000	80%	85%	90%	90%	90% (50/56)	93%	90%	100%		100%	21%	In Q3, all the 56 priority areas in the 2022-2028 HNRDA were addressed by programs/activities/ projects (PAPs) supported by DOST-PCAARRD. This is equivalent to a 111% (100%/90%) accomplishment rate compared to the quarter and annual targets. The variance (21%) was due to submitted reports indicating that DOST-PCAARRD-supported PAPs have addressed more than one HNRDA agenda.
2. Number of partnerships with local (public and private) and international organizations		87	95	120	130	150	173	200	199		201	51	In Q3, the reported accomplishments exceeded the quarter target by 79 (199-120). This is equivalent to a 166% (199/120) accomplishment rate compared to the quarter target. As of Q3, the total accomplishment rate is 134% (201/150) when compared to the annual target. The variance (51) was due to (1) continuous collaborations with implementing partner institutions involved in the PCAARRD-supported PAPs since 2023; and (2) adapting strategies to seize opportunities for collaboration, i.e., with higher education institutions (HEIs), industry players, and various agricultural organizations and professional societies.
Output Indicator(s)													
1. Number of projects funded		286	136	315	251	678	577	232	265		666	(12)	In Q3, the projects funded were below target by 50 (315-265) since majority of the targetted PAPs to be supported were already provided financial assistance during the first semester, having satisfied documentary requirements earlier than expected. This is equivalent to a 84% (265 /315) accomplishment rate when compared to the quarter target. For the Q1-Q3 period, total accomplishment rate is 98% (666/678) when compared to the annual target. The variance (12) was due to some programs/ projects which are still due for funding support in Q4.
2. Number of projects monitored		524	317	598	391	657	829	909	865		1044	387	In Q3, the 865 projects monitored exceeded the quarter target by 267 (865-598). This is equivalent to 145% (865/598) accomplishment rate when compared to the quarter target. For the Q1-Q3 period, the total accomplishment rate is 159% (1044/657) when compared to the annual target. The variance (387)

Particulars	UACS CODE	Physical Target (Budget Year)					Physical Accomplishment (Budget Year)					Variance as of September 30, 2024	Remarks
		1st Quarter	2nd Quarter	3rd Quarter	4th Quarter	Total	1st Quarter	2nd Quarter	3rd Quarter	4th Quarter	Total		
1	2	3	4	5	6	7	8	9	10	11	12	13	14
3. Percentage of projects completed which are published		75%	80%	85%	90%	90%	90%	80%	92%		92%	2%	was due to (1) implementation of newly funded projects; (2) approved extension of implementation of projects without additional funding to complete the planned activities that will contribute to the achievement of its objectives; and (3) continuous monitoring of extended/ completed projects with pending submission/ completion of reportorial requirements.
in peer-reviewed journals, presented in national and/or international conferences, or with IP filed or approved													As of Q3, 92% (167/182) of completed projects recorded were reported to have been utilized through the presentation of its results in conferences, symposia, and fora. This is equivalent to 108% (92%/85%) accomplishment rate when compared to the quarter target. For the Q1-Q3 period, this is 102% (92%/90%) accomplishment rate when compared to the annual target. The variance (2%) is due to increased number of completed PCAARRD-GIA supported PAPs with significant findings worthy of dissemination.

Prepared By:  
  
 LILIAN G. BONDOC  
 Date: October 17, 2024

In coordination with:  
  
 SUSAN U. GARCIA  
 Date: October 17, 2024

Approved By:  
  
 REYNALDO V. EBORA  
 Date: October 17, 2024

**DEPARTMENT OF SCIENCE AND TECHNOLOGY (DOST)  
PHILIPPINE COUNCIL FOR AGRICULTURE, AQUATIC  
AND NATURAL RESOURCES RESEARCH AND DEVELOPMENT (PCAARRD)**

**Narrative Report of Operations  
For the Period July to September 2024 (Third Quarter)  
January to September 2024 (First – Third Quarter)**

As of September 30, 2024 the Council's accomplishments are described below.

**Outcome Indicators**

***Percentage of priorities in the Harmonized National R&D Agenda (HNRDA) addressed***

In Q3, all the 56 priority areas in the 2022-2028 HNRDA were addressed by programs/activities/ projects (PAPs) supported by DOST-PCAARRD. This is equivalent to a 111% (100%/90%) accomplishment rate compared to the quarter and annual targets. The variance (21%) was due to submitted reports indicating that DOST-PCAARRD-supported PAPs have addressed more than one HNRDA priorities.

***Number of partnerships with public and private stakeholders and international organizations***

In Q3, the reported accomplishments exceeded the quarter target by 79 (199-120). This is equivalent to a 166% (199/120) accomplishment rate compared to the quarter target. As of Q3, the total accomplishment rate is 134% (201/150) when compared to the annual target. The variance (51) was due to (1) continuous collaborations with implementing partner institutions involved in the PCAARRD-supported PAPs since 2023; and (2) adapting strategies to seize opportunities for collaboration, i.e., with higher education institutions (HEIs), industry players, and various agricultural organizations and professional societies.

**Output Indicators**

***Number of projects funded***

In Q3, the projects funded were below target by 50 (315-265) since majority of the targetted PAPs to be supported were already provided financial assistance during the first semester, having satisfied documentary requirements earlier than expected. This is equivalent to a 84% (265 /315) accomplishment rate when compared to the quarter target. For the Q1-Q3 period, total accomplishment rate is 98% (666/678) when compared to the annual target. The variance (12) was due to some programs/ projects which are still due for funding support in Q4.

***Number of projects monitored***

In Q3, the 865 projects monitored exceeded the quarter target by 267 (865-598). This is equivalent to 145% (865/598) accomplishment rate when compared to the quarter target. For the Q1-Q3 period, the total accomplishment rate is 159% (1044/657) when compared to the annual target. The variance (387) was due to (1) implementation of newly funded projects; (2) approved extension of implementation of projects without additional funding to complete the planned activities that will contribute to the achievement of its objectives; and (3) continuous monitoring of extended/ completed projects with pending submission/ completion of reportorial requirements.

***Percentage of projects completed which are published in peer-reviewed journals, presented in national and/or international conferences, or with IP filed or approved***

As of Q3, 92% (167/182) of completed projects recorded were reported to have been utilized through the presentation of its results in conferences, symposia, and fora. This is equivalent to 108% (92%/85%) accomplishment rate when compared to the quarter target. For the Q1-Q3 period, this is 102% (92%/90%) accomplishment rate when compared to the annual target. The variance (2%) is due to increased number of completed PCAARRD-GIA supported PAPs with significant findings worthy of dissemination.