

MONTHLY REPORT OF DISBURSEMENTS

For the month of October 2017

Department: Department of Science and Technology (DOST)  
 Agency: Philippine Council for Agriculture, Aquatic and Natural Resources Research and Development (PCAARRD)  
 Operating Unit:  
 Organization Code (UACS): 19 011 00 00000  
 Funding Source Code (as clustered): 101  
 (e.g. Old Fund Code: 101,102, 151)

PARTICULARS	CURRENT YEAR BUDGET					PRIOR YEAR'S BUDGET											SUB-TOTAL	TRUST LIABILITIES				GRAND TOTAL					Remarks	
	PS	MOOE	Fin. Exp	CO	TOTAL	PRIOR YEAR'S ACCOUNTS PAYABLE					CURRENT YEAR'S ACCOUNTS PAYABLE					TOTAL		PS	MOOE	CO	TOTAL	PS	MOOE	Fin. Exp	CO	TOTAL		
						PS	MOOE	Fin. Exp	CO	Sub-Total	PS	MOOE	Fin. Exp	CO	Sub-Total													
1	2	3	4	5	6=(2+3+4+5)	7	8	9	10	11=(7+8+9+10)	12	13	14	15	16=(12+13+14+15)	17=(11+16)	18=(6+17)	19	20	21	22=(19+20+21)	23	24	25	26	27=(23+24+25+26)	28	
Notice of Cash Allocation (NCA) MDS Checks Issued: Regular	1,858,033.73	397,786.55			2,255,820.28							342,387.06			342,387.06	342,387.06	2,598,207.34		465,189.08		465,189.08	1,858,033.73	1,205,362.69				3,063,396.42	
Terminal Leave/Monetization Advice to Debit Account	4,555,792.61	9,237,670.78			13,793,463.39						39,893.29	3,221,296.46		379,896.42	3,641,086.17	3,641,086.17	17,434,549.56		444,447.89		444,447.89	4,595,685.90	12,903,415.13		379,896.42		17,878,997.45	
Working Fund (NCA issued to BTr)																												
Tax Remittance Advices Issued (TRA)											1,011,492.35	193,152.93		21,503.58	1,226,148.86	1,226,148.86	1,226,148.86					1,011,492.35	193,152.93		21,503.58		1,226,148.86	
Cash Disbursement Ceiling (CDC)																												
Non-Cash Availment Authority (NCAA)																												
Others (CDT, BTr Docs Stamp, etc.)																												
<b>TOTAL</b>	<b>6,413,826.34</b>	<b>9,635,457.33</b>	<b>-</b>	<b>-</b>	<b>16,049,283.67</b>	<b>-</b>	<b>-</b>	<b>-</b>	<b>-</b>	<b>-</b>	<b>1,051,385.64</b>	<b>3,756,836.45</b>	<b>-</b>	<b>401,400.00</b>	<b>5,209,622.09</b>	<b>5,209,622.09</b>	<b>21,258,905.76</b>	<b>-</b>	<b>909,636.97</b>	<b>-</b>	<b>909,636.97</b>	<b>7,465,211.98</b>	<b>14,301,930.75</b>	<b>-</b>	<b>401,400.00</b>	<b>-</b>	<b>22,168,542.73</b>	

SUMMARY:

	Previous Report	This month	As of Date
Total Disbursement Authorities Received			
NCA	1,067,584,267.00	76,957,820.00	1,144,542,087.00
Working Fund			
TRA	14,944,187.61	1,226,148.86	16,170,336.47
CDC			
NCAA			
Others (CDT, BTr Docs Stamp, etc.)			
Less: Notice of Transfer Allocations (NTA)* issued			
Total Disbursements Authorities Available	1,082,528,454.61	78,183,968.86	1,160,712,423.47
Less: Lapsed NCA :	29,662,853.56	24,988,048.20	54,650,901.76
Disbursements *	967,578,133.47	22,168,542.73	989,746,676.20
Balance of Disbursements Authorities as of to date	85,287,467.58	31,027,377.93	116,314,845.51

Notes: The use of NTA is discouraged  
 \* Amounts should tally

Certified Correct:

  
 CAROLINA T. BOSQUE

Agency Chief Accountant  
 Date: 11/3/17

	Previous Report	This month	As of Date
Total Disbursements Program			
MDS- 101	1,006,135,187.61	78,109,148.86	1,084,244,336.47
Less: Lapsed NCA	29,662,853.56	24,988,048.20	54,650,901.76
Balance of MDS - 101	976,472,334.05	53,121,100.66	1,029,593,434.71
MDS- Trust	68,918,288.00		68,918,288.00
MDS- AP	7,474,979.00	74,820.00	7,549,799.00
	1,052,865,601.05	53,195,920.66	1,106,061,521.71
Less: * Actual Disbursements			
MDS- 101	951,484,285.85	21,258,905.76	972,743,191.61
MDS- Trust	9,139,869.88	909,636.97	10,049,506.85
MDS-101 A/P	6,953,977.74		6,953,977.74
	967,578,133.47	22,168,542.73	989,746,676.20
(Over)/Under spending			
MDS- 101	24,988,048.20	31,862,194.90	56,850,243.10
MDS- Trust	59,778,418.12	(909,636.97)	58,868,781.15
MDS-101 A/P	521,001.25	74,820.00	595,821.25
	85,287,467.58	31,027,377.93	116,314,845.51

Approved By:

  
 RENALDO V. EBORA

Head of Agency or Authorized Representative  
 Date:

**MONTHLY REPORT OF DISBURSEMENTS**  
For the month of November 2017

Department: Department of Science and Technology (DOST)  
 Agency: Philippine Council for Agriculture, Aquatic and Natural Resources Research and Development (PCAARRD)  
 Operating Unit:  
 Organization Code (UACS): 19 011 00 00000  
 Funding Source Code (as clustered): 101  
 (e.g. Old Fund Code: 101,102, 151)


PARTICULARS	CURRENT YEAR BUDGET					PRIOR YEAR'S BUDGET											SUB-TOTAL	TRUST LIABILITIES				GRAND TOTAL					Remarks
	PS	MOOE	Fin. Exp	CO	TOTAL	PRIOR YEAR'S ACCOUNTS PAYABLE					CURRENT YEAR'S ACCOUNTS PAYABLE					TOTAL		PS	MOOE	CO	TOTAL	PS	MOOE	Fin. Exp	CO	TOTAL	
						PS	MOOE	Fin. Exp	CO	Sub-Total	PS	MOOE	Fin. Exp	CO	Sub-Total												
1	2	3	4	5	6=(2+3+4+5)	7	8	9	10	11=(7+8+9+10)	12	13	14	15	16=(12+13+14+15)	17=(11+16)	18=(6+17)	19	20	21	22=(19+20+21)	23	24	25	26	27=(23+24+25+26)	28
Notice of Cash Allocation (NCA) MDS Checks issued: Regular	7,921,571.56	658,197.04			8,579,768.60		5,670.00			5,670.00	624,000.00	659,439.30			1,283,439.30	1,289,109.30	9,868,877.90		30,949.37		30,949.37	8,545,571.56	1,354,255.71			-	9,899,827.27
Terminal Leave/Monetization Advice to Debit Account	6,512,794.72				6,512,794.72					-		12,323,769.26		113,098.22	12,436,867.48	12,436,867.48	42,231,263.63		1,564,059.17		1,564,059.17	6,512,794.72				-	6,512,794.72
Working Fund (NCA issued to BTr) Tax Remittance Advices issued (TRA)	8,683,663.21	21,110,732.94			29,794,396.15					-	1,072,654.33	169,125.48		4,633.93	1,236,413.74	1,236,413.74	1,236,413.74				-	1,072,654.33	159,125.48		4,633.93	1,236,413.74	
Cash Disbursement Ceiling (CDC) Non-Cash Availment Authority (NCAA) Others (CDT, BTr Docs Stamp, etc.)																											
<b>TOTAL</b>	23,118,029.49	21,768,929.98	-	-	44,886,959.47	-	5,670.00	-	-	5,670.00	1,696,654.33	13,142,334.04	-	117,732.15	14,956,720.52	14,952,390.52	59,849,349.99	-	1,595,008.54	-	1,595,008.54	24,814,683.82	36,511,942.56	-	117,732.15	61,444,368.53	

**SUMMARY:**

	Previous Report	This month	As of Date
Total Disbursement Authorities Received			
NCA	1,144,542,087.00	94,321,103.00	1,238,863,190.00
Working Fund			
TRA	16,170,336.47	1,236,413.74	17,406,750.21
CDC			
NCAA			
Others (CDT, BTr Docs Stamp, etc.)			
Less: Notices of Transfer Allocations (NTA)* issued			
<b>Total Disbursements Authorities Available</b>	<b>1,160,712,423.47</b>	<b>95,557,516.74</b>	<b>1,256,269,940.21</b>
Less: Lapsed NCA	54,650,901.76		54,650,901.76
Disbursements *	989,746,676.20	61,444,368.53	1,051,191,034.73
<b>Balance of Disbursements Authorities as of to date</b>	<b>116,314,845.51</b>	<b>34,113,158.21</b>	<b>150,428,003.72</b>

	Previous Report	This month	As of Date
Total Disbursements Program			
MDS- 101	1,084,244,336.47	87,817,413.74	1,172,061,750.21
Less: Lapsed NCA	54,650,901.76		54,650,901.76
Balance of MDS - 101	1,029,593,434.71	87,817,413.74	1,117,410,848.45
MDS- Trust	68,918,288.00		68,918,288.00
MDS- AP	7,549,799.00	7,740,103.00	15,289,902.00
	1,106,061,521.71	95,557,516.74	1,201,619,038.45
Less: * Actual Disbursements			
MDS- 101	972,743,191.61	53,336,555.27	1,026,079,746.88
MDS- Trust	10,049,506.86	1,595,008.54	11,644,515.39
MDS-101 A/P	6,953,977.74	6,512,794.72	13,466,772.46
	989,746,676.20	61,444,368.53	1,051,191,034.73
(Over)/Under spending			
MDS- 101	56,850,243.10	34,480,858.47	91,331,101.57
MDS- Trust	58,868,781.15	(1,595,008.54)	57,273,772.61
MDS-101 A/P	595,821.26	1,227,308.28	1,823,129.54
	116,314,845.51	34,113,158.21	150,428,003.72

Notes: The use of NTA is discouraged  
\* Amounts should tally

Certified Correct:  
  
CAROLINA T. BOSQUE  
Agency Chief Accountant  
Date:

Approved By:  
  
REYNALDO V. EBORA  
Head of Agency or Authorized Representative  
Date:

**MONTHLY REPORT OF DISBURSEMENTS**  
For the month of December 2017

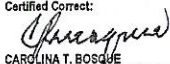
Department: Department of Science and Technology (DOST)  
 Agency: Philippine Council for Agriculture, Aquatic and Natural Resources Research and Development (PCAARRD)  
 Operating Unit:  
 Organization Code (UACS): 19 011 00 00000  
 Funding Source Code (as clustered): 101  
 (e.g. Old Fund Code: 101,102, 151)

PARTICULARS	CURRENT YEAR BUDGET					PRIOR YEAR'S BUDGET											SUB-TOTAL	TRUST LIABILITIES				GRAND TOTAL					Remarks	
	PS	MOOE	Fin. Exp	CO	TOTAL	PRIOR YEAR'S ACCOUNTS PAYABLE					CURRENT YEAR'S ACCOUNTS PAYABLE					TOTAL		PS	MOOE	CO	TOTAL	PS	MOOE	Fin. Exp	CO	TOTAL		
						PS	MOOE	Fin. Exp	CO	Sub-Total	PS	MOOE	Fin. Exp	CO	Sub-Total													
1	2	3	4	5	6=(2+3+4+5)	7	8	9	10	11=(7+8+9+10)	12	13	14	15	16=(12+13+14+15)	17=(11+16)	18=(6+17)	19	20	21	22=(19+20+21)	23	24	25	26	27=(23+24+25+28)	28	
Notice of Cash Allocation (NCA)																												
MDS Checks Issued:																												
Regular	12,064,647.70	6,109,329.42		1,561,607.15	19,735,584.27					-	9,514,509.08			9,514,509.08	9,514,509.08	29,250,093.35	177,916.46			177,916.46	12,064,647.70	15,801,754.96		1,561,607.15	29,428,009.81			
Terminal Leave/Monetization	1,823,124.45				1,823,124.45					-					-	1,823,124.45	1,823,124.45				1,823,124.45				1,823,124.45			
Advice to Debit Account	7,881,638.09	35,274,215.68			43,155,853.77		(1,641,500.00)		3,876,728.30	2,235,228.30	2,300,810.76	104,894,289.49			107,195,100.25	109,430,328.55	152,586,182.32	36,340,431.12			36,340,431.12	10,182,448.85	174,867,436.29		3,876,728.30	188,926,613.44		
Working Fund (NCA issued to BTr)							(122,500.00)		122,500.00	-	3,004,280.93	220,348.47		1,767.85	3,226,397.25	3,226,397.25	3,226,397.25				-	3,004,280.93	97,848.47		124,267.85	3,226,397.25		
Tax Remittance Advices Issued (TRA)																												
Cash Disbursement Ceiling (CDC)																												
Non-Cash Availment Authority (NCAA)																												
Others (CDT, BTr Docs Stamp, etc.)																												
<b>TOTAL</b>	<b>21,769,410.24</b>	<b>41,383,545.10</b>	<b>-</b>	<b>1,561,607.15</b>	<b>64,714,562.49</b>	<b>-</b>	<b>(1,764,000.00)</b>	<b>-</b>	<b>3,999,228.30</b>	<b>2,235,228.30</b>	<b>5,305,091.69</b>	<b>114,629,147.04</b>	<b>-</b>	<b>1,767.85</b>	<b>119,936,006.58</b>	<b>122,171,234.88</b>	<b>186,885,797.37</b>	<b>-</b>	<b>36,518,347.58</b>	<b>-</b>	<b>36,518,347.58</b>	<b>27,074,501.93</b>	<b>190,767,039.72</b>	<b>-</b>	<b>5,562,603.30</b>	<b>223,404,144.95</b>		


**SUMMARY:**

	Previous Report	This month	As of Date
Total Disbursement Authorities Received			
NCA	1,238,863,190.00	90,506,009.00	1,329,369,199.00
Working Fund			
TRA	17,406,750.21	3,226,397.25	20,633,147.46
CDC			
NCAA			
Others (CDT, BTr Docs Stamp, etc.)			
Less: Notice of Transfer Allocations (NTA)* Issued			
<b>Total Disbursements Authorities Available</b>	<b>1,256,269,940.21</b>	<b>93,732,406.25</b>	<b>1,350,002,346.46</b>
Less: Lapsed NCA:	54,650,901.76		54,650,901.76
Disbursements *	1,051,191,034.73	223,404,144.95	1,274,595,179.68
<b>Balance of Disbursements Authorities as of to date</b>	<b>150,428,003.72</b>	<b>(129,671,738.70)</b>	<b>20,756,265.02</b>

Notes: The use of NTA is discouraged  
\* Amounts should tally

Certified Correct:  
  
 CAROLINA T. BOSQUE  
 Agency Chief Accountant  
 Date: 1/7/18

	Previous Report	This month	As of Date
Total Disbursements Program			
MDS- 101	1,172,081,750.21	93,732,406.25	1,265,794,156.46
Less: Lapsed NCA	54,650,901.76		54,650,901.76
Balance of MDS - 101	1,117,410,848.45	93,732,406.25	1,211,143,254.70
MDS- Trust	68,918,288.00		68,918,288.00
MDS- AP	15,289,902.00		15,289,902.00
	1,201,619,038.45	93,732,406.25	1,295,351,444.70
Less: * Actual Disbursements			
MDS- 101	1,026,079,746.88	185,062,672.92	1,211,142,419.80
MDS- Trust	11,644,515.39	36,518,347.58	48,162,862.97
MDS-101 A/P	13,466,772.46	1,823,124.45	15,289,896.91
	1,051,191,034.73	223,404,144.95	1,274,595,179.68
(Over)/Under spending			
MDS- 101	91,331,101.57	(91,330,266.67)	834.90
MDS- Trust	57,273,772.61	(36,518,347.58)	20,755,425.03
MDS-101 A/P	1,823,129.54	(1,823,124.45)	5.09
	150,428,003.72	(129,671,738.70)	20,756,265.02

Approved By:  
  
 REYNALDO V. EBORRA  
 Head of Agency or Authorized Representative  
 Date: 1/7/18