

**MONTHLY REPORT OF DISBURSEMENTS**  
For the month of July 2017

Department: Department of Science and Technology (DOST)  
 Agency: Philippine Council for Agriculture, Aquatic and Natural Resources Research and Development (PCAARRD)  
 Operating Unit:  
 Organization Code (UACS): 19 011 00 00000  
 Funding Source Code (as clustered): 101  
 (e.g. Old Fund Code: 101,102, 151)


PARTICULARS	CURRENT YEAR BUDGET					PRIOR YEAR'S BUDGET											SUB-TOTAL	TRUST LIABILITIES				GRAND TOTAL					Remarks		
	PS	MOOE	Fin. Exp	CO	TOTAL	PRIOR YEAR'S ACCOUNTS PAYABLE					CURRENT YEAR'S ACCOUNTS PAYABLE					TOTAL		PS	MOOE	CO	TOTAL	PS	MOOE	Fin. Exp	CO	TOTAL			
						PS	MOOE	Fin. Exp	CO	Sub-Total	PS	MOOE	Fin. Exp	CO	Sub-Total														
1	2	3	4	5	6=(2+3+4+5)	7	8	9	10	11=(7+8+9+10)	12	13	14	15	16=(12+13+14+15)	17=(11+16)	18=(6+17)	19	20	21	22=(19+20+21)	23	24	25	26	27=(23+24+25+26)	28		
Notice of Cash Allocation (NCA) MDS Checks Issued: Regular	2,150,599.65	1,101,062.57			3,251,662.22		3,208.65			3,208.65		437,895.48			437,895.48	441,104.13	3,692,766.35		152,998.91		152,998.91	2,150,599.65	1,695,165.61			-	3,845,765.26		
Terminal Leave/Monetization	2,131,292.58				2,131,292.58					-					-	-	2,131,292.58				-	2,131,292.58				-	2,131,292.58		
Advice to Debit Account	6,837,749.76	6,998,794.81			13,836,544.57		19,108.39			19,108.39		1,427,808.72			1,427,808.72	1,446,917.11	15,283,461.68		1,133,584.22		1,133,584.22	6,837,749.76	9,579,296.14			-	16,417,045.90		
Working Fund (NCA issued to BTr)																													
Tax Remittance Advices Issued (TRA)							24,326.78			24,326.78	1,059,038.75	214,450.16			1,273,488.91	1,297,815.69	1,297,815.69					1,059,038.75	238,776.94			-	1,297,815.69		
Cash Disbursement Ceiling (CDC)																													
Non-Cash Availment Authority (NCAA)																													
Others (CDT, BTr Docs Stamp, etc.)																													
<b>TOTAL</b>	11,119,641.99	8,099,857.38	-	-	19,219,499.37	-	46,843.82	-	-	46,843.82	1,059,038.75	2,080,154.36	-	-	3,139,193.11	3,185,836.93	22,405,336.30	-	1,286,583.13	-	1,286,583.13	12,178,680.74	11,513,238.69	-	-	-	23,691,919.43		

**SUMMARY:**

	Previous Report	This month	As of Date
Total Disbursement Authorities Received			
NCA	626,765,439.00	95,726,279.00	722,491,718.00
Working Fund			
TRA	11,190,591.26	1,297,815.69	12,488,406.95
CDC			
NCAA			
Others (CDT, BTr Docs Stamp, etc.)			
Less: Notice of Transfer Allocations (NTA)* issued			
<b>Total Disbursements Authorities Available</b>	<u>637,956,030.26</u>	<u>97,024,094.69</u>	<u>734,980,124.95</u>
Less: Lapsed NCA :	665.21	29,662,188.35	29,662,853.56
Disbursements *	605,763,970.51	23,691,919.43	629,455,889.94
<b>Balance of Disbursements Authorities as of to date</b>	<u>32,191,394.54</u>	<u>43,669,986.91</u>	<u>75,861,381.45</u>


Notes: The use of NTA is discouraged  
\* Amounts should tally

Certified Correct:

  
CAROLINA T. BOGSQUE  
Agency Chief Accountant  
Date: 8/3/17

	Previous Report	This month	As of Date
Total Disbursements Program			
MDS- 101	629,144,591.26	82,721,815.69	711,866,406.95
Less: Lapsed NCA	665.21	29,662,188.35	29,662,853.56
Balance of MDS - 101	629,143,926.05	53,059,627.34	682,203,553.39
MDS- Trust	6,747,302.00	12,170,986.00	18,918,288.00
MDS- AP	2,064,137.00	2,131,292.00	4,195,430.00
	637,955,365.05	67,361,906.34	705,317,271.39
Less: * Actual Disbursements			
MDS- 101	599,481,737.70	20,274,043.72	619,755,781.42
MDS- Trust	4,635,540.59	1,286,583.13	5,922,123.72
MDS-101 A/P	1,646,692.22	2,131,292.58	3,777,984.80
	605,763,970.51	23,691,919.43	629,455,889.94
(Over)/Under spending			
MDS- 101	29,662,188.35	32,785,583.62	62,447,771.97
MDS- Trust	2,111,761.41	10,884,402.87	12,996,164.28
MDS-101 A/P	417,444.78	0.42	417,445.20
	32,191,394.54	43,669,986.91	75,861,381.45

Approved By:

  
REYNALDO V. EBORA  
Head of Agency or Authorized Representative  
Date: 8/3/17

MONTHLY REPORT OF DISBURSEMENTS

For the month of August 2017

9/5-3

Department: Department of Science and Technology (DOST)  
 Agency: Philippine Council for Agriculture, Aquatic and Natural Resources Research and Development (PCAARRD)  
 Operating Unit:  
 Organization Code (UACS): 19 011 00 00000  
 Funding Source Code (as clustered): 101  
 (e.g. Old Fund Code: 101,102, 151)

PARTICULARS	CURRENT YEAR BUDGET					PRIOR YEAR'S BUDGET											SUB-TOTAL	TRUST LIABILITIES				GRAND TOTAL					Remarks
	PS	MOOE	Fin. Exp	CO	TOTAL	PRIOR YEAR'S ACCOUNTS PAYABLE					CURRENT YEAR'S ACCOUNTS PAYABLE					TOTAL		PS	MOOE	CO	TOTAL	PS	MOOE	Fin. Exp	CO	TOTAL	
						PS	MOOE	Fin. Exp	CO	Sub-Total	PS	MOOE	Fin. Exp	CO	Sub-Total												
1	2	3	4	5	6=(2+3+4+5)	7	8	9	10	11=(7+8+9+10)	12	13	14	15	16=(12+13+14+15)	17=(11+16)	18=(6+17)	19	20	21	22=(19+20+21)	23	24	25	26	27=(23+24+25+26)	28
Notice of Cash Allocation (NCA) MDS Checks issued: Regular	1,981,064.21	423,560.50			2,404,624.71		4,400.00			4,400.00		644,136.85			644,136.85	648,536.85	3,053,161.56		30,248.53		30,248.53	1,981,064.21	1,102,346.88	-	-	3,083,410.09	
Terminal Leave/Monetization Advice to Debit Account	7,602,847.15	17,070,095.66			24,672,942.81		21,922.83			21,922.83	219,171.20	21,446,167.47			21,665,338.67	21,687,261.50	46,360,204.31		953,672.36		953,672.36	7,822,018.35	39,491,858.32	-	-	47,313,876.67	
Working Fund (NCA issued to BTr) Tax Remittance Advices issued (TRA)					-		1,081.61			1,081.61	1,033,198.51	163,695.29			1,196,893.80	1,197,975.41	1,197,975.41				-	1,033,198.51	164,776.90	-	-	1,197,975.41	
Cash Disbursement Ceiling (CDC) Non-Cash Availment Authority (NCAA) Others (CDT, BTr Docs Stamp, etc.)																											
<b>TOTAL</b>	9,583,911.36	17,493,656.16	-	-	27,077,567.52	-	27,404.44	-	-	27,404.44	1,869,812.01	22,253,999.61	-	-	23,923,811.62	23,951,216.06	51,028,783.56	-	983,920.89	-	983,920.89	11,253,723.37	40,758,981.10	-	-	52,012,704.47	

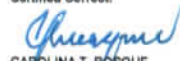
SUMMARY:

	Previous Report	This month	As of Date
Total Disbursement Authorities Received			
NCA	722,491,718.00	210,840,000.00	933,331,718.00
Working Fund			
TRA	12,488,406.95	1,197,975.41	13,686,382.36
CDC			
NCAA			
Others (CDT, BTr Docs Stamp, etc.)			
Less: Notice of Transfer Allocations (NTA)* issued			
Total Disbursements Authorities Available	734,980,124.95	212,037,975.41	947,018,100.36
Less: Lapsed NCA:	29,862,853.56		29,862,853.56
Disbursements *	629,455,889.94	52,012,704.47	681,468,594.41
Balance of Disbursements Authorities as of to date	75,881,381.45	160,025,270.94	235,886,652.39

Notes: The use of NTA is discouraged  
 \* Amounts should tally

	Previous Report	This month	As of Date
Total Disbursements Program			
MDS- 101	711,866,406.95	212,037,975.41	923,904,382.36
Less: Lapsed NCA	29,862,853.56		29,862,853.56
Balance of MDS - 101	682,203,553.39	212,037,975.41	894,241,528.80
MDS- Trust	18,918,288.00		18,918,288.00
MDS- AP	4,195,430.00		4,195,430.00
	705,317,271.39	212,037,975.41	917,355,246.80
Less: * Actual Disbursements			
MDS- 101	619,755,781.42	50,811,341.28	670,567,122.70
MDS- Trust	5,922,123.72	983,920.89	6,906,044.61
MDS-101 AP	3,777,984.80	417,442.30	4,195,427.10
	629,455,889.94	52,012,704.47	681,468,594.41
(Over)/Under spending			
MDS- 101	62,447,771.97	161,426,634.13	223,874,406.10
MDS- Trust	12,996,164.28	(983,920.89)	12,012,243.39
MDS-101 AP	417,445.20	(417,442.30)	2.90
	75,881,381.45	160,025,270.94	235,886,652.39

Certified Correct:

  
 CAROLINA T. BOSQUE  
 Agency Chief Accountant  
 Date: 9/05/17

Approved By:

  
 REYNALDO V. EBORRA  
 Head of Agency or Authorized Representative  
 Date: 9/5/17

MONTHLY REPORT OF DISBURSEMENTS

For the month of September 2017

10/4-3

Department: Department of Science and Technology (DOST)  
 Agency: Philippine Council for Agriculture, Aquatic and Natural Resources Research and Development (PCAARRD)  
 Operating Unit:  
 Organization Code (UACS): 19 011 00 00000  
 Funding Source Code (as clustered): 101  
 (e.g. Old Fund Code: 101,102, 151)

PARTICULARS	CURRENT YEAR BUDGET					PRIOR YEAR'S BUDGET											TRUST LIABILITIES				GRAND TOTAL					Remarks		
	PS	MOOE	Fin. Exp	CO	TOTAL	PRIOR YEAR'S ACCOUNTS PAYABLE					CURRENT YEAR'S ACCOUNTS PAYABLE					SUB-TOTAL	PS	MOOE	CO	TOTAL	PS	MOOE	Fin. Exp	CO	TOTAL			
						PS	MOOE	Fin. Exp	CO	Sub-Total	PS	MOOE	Fin. Exp	CO	Sub-Total												TOTAL	
1	2	3	4	5	6=(2+3+4+5)	7	8	9	10	11=(7+8+9+10)	12	13	14	15	16=(12+13+14+15)	17=(11+16)	18=(6+17)	19	20	21	22=(19+20+21)	23	24	25	26	27=(23+24+25+26)	28	
Notice of Cash Allocation (NCA) MDS Checks Issued: Regular	2,005,937.68	99,066,560.78			101,072,498.46							646,841.11			646,841.11	646,841.11		43,581.60		43,581.60	2,005,937.68	99,756,983.49				101,762,921.17		
Terminal Leave/Monetization	2,758,550.64				2,758,550.64																2,758,550.64					2,758,550.64		
Advice to Debit Account	7,954,775.95	135,739,732.28			143,694,508.23						331,204.41	34,114,305.69			34,445,510.10	34,445,510.10		2,190,243.67		2,190,243.67	8,285,980.36	172,044,281.64				180,330,262.00		
Working Fund (NCA issued to BTr)																												
Tax Remittance Advices Issued (TRA)											1,018,201.03	239,604.22			1,257,805.25	1,257,805.25					1,018,201.03	239,604.22				1,257,805.25		
Cash Disbursement Ceiling (CDC)																												
Non-Cash Availment Authority (NCAA)																												
Others (CDT, BTr Docs Stamp, etc.)																												
<b>TOTAL</b>	<b>12,719,264.27</b>	<b>234,806,293.06</b>	<b>-</b>	<b>-</b>	<b>247,525,557.33</b>	<b>-</b>	<b>-</b>	<b>-</b>	<b>-</b>	<b>-</b>	<b>1,349,405.44</b>	<b>35,000,751.02</b>	<b>-</b>	<b>-</b>	<b>36,350,156.46</b>	<b>36,350,156.46</b>	<b>283,875,713.79</b>	<b>-</b>	<b>2,233,825.27</b>	<b>-</b>	<b>2,233,825.27</b>	<b>14,066,669.71</b>	<b>272,040,869.35</b>	<b>-</b>	<b>-</b>	<b>286,109,539.06</b>		

SUMMARY:

	Previous Report	This month	As of Date
Total Disbursement Authorities Received			
NCA	933,331,718.00	134,252,549.00	1,067,584,267.00
Working Fund			
TRA	13,686,382.36	1,257,805.25	14,944,187.61
CDC			
NCAA			
Others (CDT, BTr Docs Stamp, etc.)			
Less: Notice of Transfer Allocations (NTA)* issued			
Total Disbursements Authorities Available	947,018,100.36	135,510,354.25	1,082,528,454.61
Less: Lapsed NCA :	29,662,853.56		29,662,853.56
Disbursements *	681,488,594.41	286,109,539.06	967,578,133.47
Balance of Disbursements Authorities as of to date	235,866,652.39	(150,599,184.81)	85,287,467.58

	Previous Report	This month	As of Date
Total Disbursements Program			
MDS- 101	923,904,382.36	82,230,805.25	1,006,135,187.61
Less: Lapsed NCA	29,662,853.56		29,662,853.56
Balance of MDS - 101	894,241,528.80	82,230,805.25	976,472,334.05
MDS- Trust	18,918,288.00	50,000,000.00	68,918,288.00
MDS- AP	4,195,430.00	3,279,549.00	7,474,979.00
	917,355,246.80	135,510,354.25	1,052,865,601.05
Less: * Actual Disbursements			
MDS- 101	670,367,122.70	281,117,163.15	951,484,285.85
MDS- Trust	6,906,044.61	2,233,825.27	9,139,869.88
MDS-101 A/P	4,195,427.10	2,758,550.64	6,953,977.74
	681,468,594.41	286,109,539.06	967,578,133.47
(Over)/Under spending			
MDS- 101	223,874,406.10	(198,886,357.90)	24,988,048.20
MDS- Trust	12,012,243.39	47,766,174.73	59,778,418.12
MDS-101 A/P	2.90	520,998.36	521,001.26
	235,886,652.39	(150,599,184.81)	85,287,467.58

Notes: The use of NTA is discouraged  
 \* Amounts should tally

Certified Correct:

*[Signature]*

CAROLINA T. BOSQUE

Agency Chief Accountant

Date: 10/04/17 *[Signature]*

Approved By:

*[Signature]*

REYNALDO V. EBORA

Head of Agency or Authorized Representative

Date: 04 Oct 2017 *[Signature]*