


STATEMENT OF APPROPRIATIONS, ALLOTMENTS, OBLIGATIONS, DISBURSEMENTS AND BALANCES  
As of the Quarter Ending March 31, 2019

Department: Department of Science and Technology (DOST)  
Agency: Philippine Council for Agriculture, Aquatic and Natural Resources Research and Development  
Operating Unit: N/A  
Organization Code (UACS): 190110000000  
Fund Cluster: 01 - Regular Agency Fund

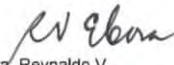
Authorization: 01 - Current Year Appropriations  
Report Status: SUBMITTED

Particulars	UACS CODE	Appropriation			Allotments			Current Year Obligations					Current Year Disbursements					Balances					
		Authorized Appropriation	Adjustments (Transfer To/From, Realignment)	Adjusted Appropriations	Allotments Received	Adjustments (Withdrawal, Realignment)	Transfer To	Transfer From	Adjusted Total Allotments	1st Quarter Ending March 31	2nd Quarter Ending June 30	3rd Quarter Ending Sept. 30	4th Quarter Ending Dec. 31	Total	1st Quarter Ending March 31	2nd Quarter Ending June 30	3rd Quarter Ending Sept. 30	4th Quarter Ending Dec. 31	Total	Unreleased Appropriations	Unobligated Allotment	Unpaid Obligations (15-20) = (21-24)	No Yet Due and Demandable
1	2	3	4	5=(3+4)	6	7	8	9	10=(8+9)	11	12	13	14	15 (11+12+13+14)	16	17	18	19	20 (16+17+18+19)	21+(9-10)	22+(10-11)	23	24
Agency Specific Budget																							
Specific Budgets of National Government Agencies	01101101									237,812,231.24				237,812,231.24	147,206,391.17				147,206,391.17	(237,812,231.24)	1,752,844.83	88,652,995.24	
General Administration and Support	1000000000000000									28,192,394.64				28,192,394.64	16,159,882.51				16,159,882.51	(28,192,394.64)	532,000.00	11,500,512.13	
General Management and Supervision	1000001000010000									28,192,394.64				28,192,394.64	16,159,882.51				16,159,882.51	(28,192,394.64)	532,000.00	11,500,512.13	
PS										11,970,815.91				11,970,815.91	11,970,815.91				11,970,815.91	(11,970,815.91)			
MOOE										16,221,578.73				16,221,578.73	4,189,066.60				4,189,066.60	(16,221,578.73)	532,000.00	11,500,512.13	
Operations	3000000000000000									209,419,836.60				209,419,836.60	131,046,508.66				131,046,508.66	(209,419,836.60)	1,220,844.83	77,152,483.11	
OO Increased benefits to Filipinos from science-based know-how and tools for agricultural productivity in the Agriculture, Aquatic and Natural Resources (AANR) sectors	3100000000000000									209,419,836.60				209,419,836.60	131,046,508.66				131,046,508.66	(209,419,836.60)	1,220,844.83	77,152,483.11	
NATIONAL AANR SECTOR R&D PROGRAM	3101000000000000									209,419,836.60				209,419,836.60	131,046,508.66				131,046,508.66	(209,419,836.60)	1,220,844.83	77,152,483.11	
Development, integration and coordination of the National Research System for the AANR Sector	3101001000010000									209,419,836.60				209,419,836.60	131,046,508.66				131,046,508.66	(209,419,836.60)	1,220,844.83	77,152,483.11	
PS										20,153,189.43				20,153,189.43	20,117,017.94				20,117,017.94	(20,153,189.43)	36,171.49		
MOOE										189,266,647.17				189,266,647.17	110,929,490.72				110,929,490.72	(189,266,647.17)	1,184,673.34	77,152,483.11	
Sub-Total, Agency-Specific										237,812,231.24				237,812,231.24	147,206,391.17				147,206,391.17	(237,812,231.24)	1,752,844.83	88,652,995.24	
PS										32,124,005.34				32,124,005.34	32,087,833.85				32,087,833.85	(32,124,005.34)	36,171.49		
MOOE										205,488,225.90				205,488,225.90	115,118,557.32				115,118,557.32	(205,488,225.90)	1,716,673.34	88,652,995.24	
Automatic Appropriations																							
Retirement and Life Insurance Premiums	01104102									2,831,012.04				2,831,012.04	2,831,012.04				2,831,012.04	(2,831,012.04)			
General Administration and Support	1000000000000000									359,000.00				359,000.00	359,000.00				359,000.00	(359,000.00)			
General Management and Supervision	1000001000010000									359,000.00				359,000.00	359,000.00				359,000.00	(359,000.00)			
PS										359,000.00				359,000.00	359,000.00				359,000.00	(359,000.00)			
Operations	3000000000000000									2,272,012.04				2,272,012.04	2,272,012.04				2,272,012.04	(2,272,012.04)			
OO Increased benefits to Filipinos from science-based know-how and tools for agricultural productivity in the Agriculture, Aquatic and Natural Resources (AANR) sectors	3100000000000000									2,272,012.04				2,272,012.04	2,272,012.04				2,272,012.04	(2,272,012.04)			
NATIONAL AANR SECTOR R&D PROGRAM	3101000000000000									2,272,012.04				2,272,012.04	2,272,012.04				2,272,012.04	(2,272,012.04)			
Development, integration and coordination of the National Research System for the AANR Sector	3101001000010000									2,272,012.04				2,272,012.04	2,272,012.04				2,272,012.04	(2,272,012.04)			
PS										2,831,012.04				2,831,012.04	2,831,012.04				2,831,012.04	(2,831,012.04)			
Sub-Total, Automatic Appropriations										2,831,012.04				2,831,012.04	2,831,012.04				2,831,012.04	(2,831,012.04)			
PS										2,831,012.04				2,831,012.04	2,831,012.04				2,831,012.04	(2,831,012.04)			
Special Purpose Fund																							
GRAND TOTAL										240,243,243.28				240,243,243.28	149,837,403.21				149,837,403.21	(240,243,243.28)	1,752,844.83	88,652,995.24	
PS										34,755,017.38				34,755,017.38	34,718,845.89				34,718,845.89	(34,755,017.38)	36,171.49		
MOOE										205,488,225.90				205,488,225.90	115,118,557.32				115,118,557.32	(205,488,225.90)	1,716,673.34	88,652,995.24	

Certified Correct:  
  
Molina, Susan  
Budget Officer  
Date: 08/Apr/2019

Certified Correct:  
  
BOSQUE, CAROLINA T.  
Chief Accountant  
Date: 4/8/2019

Recommended By:  
  
Cinco, Demetrio  
Director, FMS  
Date: 08/Apr/2019


Approved By:  
  
Ebor, Reynaldo V  
Agency Head/Department  
Date: 08/Apr/2019

This report was generated using the Unified Reporting System on 08/04/2019 15:24




Particulars	UACS CODE	Appropriation			Allotments				Current Year Obligations					Current Year Disbursements				Balances						
		Authorized Appropriation	Adjustments (Transfer To/From, Realignment)	Adjusted Appropriations	Allotments Received	Adjustments (Withdrawal, Realignment)	Transfer To	Transfer From	Adjusted Total Allotments	1st Quarter Ending March 31	2nd Quarter Ending June 30	3rd Quarter Ending Sept. 30	4th Quarter Ending Dec. 31	Total	1st Quarter Ending March 31	2nd Quarter Ending June 30	3rd Quarter Ending Sept. 30	4th Quarter Ending Dec. 31	Total	Unreleased Appropriations	Unobligated Allotment	Unpaid Obligations (15-23) = (23+24)		
																						Due and Demandable	Not Yet Due and Demandable	
Repairs and Maintenance - Machinery and Equipment	5021305000									539,277.00					539,277.00	74,229.00				74,229.00				
Office Equipment	5021305002									349,677.00					349,677.00	74,229.00				74,229.00				
Information and Communication Technology Equipment	5021305003									189,600.00					189,600.00									
Repairs and Maintenance - Transportation Equipment	5021306000									443,147.32					443,147.32	66,149.50				66,149.50				
Motor Vehicles	5021306001									443,147.32					443,147.32	66,149.50				66,149.50				
Financial Assistance/Subsidy	5021400000									176,996,727.08					176,996,727.08	103,298,452.80				103,298,452.80				
Financial Assistance to NGAs	5021402000									176,996,727.08					176,996,727.08	103,298,452.80				103,298,452.80				
Financial Assistance to NGAs	5021402000									176,996,727.08					176,996,727.08	103,298,452.80				103,298,452.80				
Taxes, Insurance Premiums and Other Fees	5021500000									1,195,007.85					1,195,007.85	1,195,007.85				1,195,007.85				
Taxes, Duties and Licenses	5021501000									14,085.30					14,085.30	14,085.30				14,085.30				
Taxes, Duties and Licenses	5021501001									14,085.30					14,085.30	14,085.30				14,085.30				
Fidelity Bond Premiums	5021502000									54,375.00					54,375.00	54,375.00				54,375.00				
Fidelity Bond Premiums	5021502000									54,375.00					54,375.00	54,375.00				54,375.00				
Insurance Expenses	5021503000									1,126,547.55					1,126,547.55	1,126,547.55				1,126,547.55				
Insurance Expenses	5021503000									1,126,547.55					1,126,547.55	1,126,547.55				1,126,547.55				
Other Maintenance and Operating Expenses	5029900000									2,025,556.50					2,025,556.50	1,166,711.00				1,166,711.00				
Advertising Expenses	5029901000									10,400.00					10,400.00	10,400.00				10,400.00				
Advertising Expenses	5029901000									10,400.00					10,400.00	10,400.00				10,400.00				
Printing and Publication Expenses	5029902000									8,490.00					8,490.00	8,490.00				8,490.00				
Printing and Publication Expenses	5029902000									8,490.00					8,490.00	8,490.00				8,490.00				
Representation Expenses	5029903000									1,320,110.70					1,320,110.70	960,240.20				960,240.20				
Representation Expenses	5029903000									1,320,110.70					1,320,110.70	960,240.20				960,240.20				
Rent/Lease Expenses	5029905000									405,595.00					405,595.00	182,620.00				182,620.00				
Rent - Motor Vehicles	5029905003									405,595.00					405,595.00	182,620.00				182,620.00				
Subscription Expenses	5029907000									280,960.80					280,960.80	4,960.80				4,960.80				
ICT Software Subscription	5029907001									276,000.00					276,000.00									
Other Subscription Expenses	5029907099									4,960.80					4,960.80	4,960.80				4,960.80				
Automatic Appropriations																								
Retirement and Life Insurance Premiums	01104102									2,631,012.04					2,631,012.04	2,631,012.04				2,631,012.04				
Personnel Services										2,631,012.04					2,631,012.04	2,631,012.04				2,631,012.04				
Personnel Benefits Contributions	5010300000									2,631,012.04					2,631,012.04	2,631,012.04				2,631,012.04				
Retirement and Life Insurance Premiums	5010301000									2,631,012.04					2,631,012.04	2,631,012.04				2,631,012.04				
Retirement and Life Insurance Premiums	5010301000									2,631,012.04					2,631,012.04	2,631,012.04				2,631,012.04				
GRAND TOTAL										240,243,243.28					240,243,243.28	148,637,403.21				148,637,403.21				
Grand Total										240,243,243.28					240,243,243.28	148,637,403.21				148,637,403.21				


Certified Correct:

  
Molina, Susan  
Agency Budget Officer  
Date: 08/Apr/2019


Certified Correct:

  
BOGUE, CAROLINA T.  
Agency Chief Accountant  
Date: 4/8/2019

Recommended By:

  
Cinco, Demetrio  
Director, FMS  
Date: 08/Apr/2019

Approved By:

  
Ebra, Reynaldo V  
Head of Agency or Authorized Representative  
Date: 08/Apr/2019